

Please check the box below to proceed.

I'm not a robot



reCAPTCHA
[Privacy](#) - [Terms](#)

SERVICE

Honda 65 and 70

**HONDA 65 AND 70 CC
OVERHEAD CAMSHAFT MODELS**

MODEL	Sports 65	CL70	SL70
Displacement—cc	63	72	72
Bore—MM	44	47	47
Stroke—MM	41.4	41.4	41.4
Number of cylinders	1	1	1
Plug gap—inch	0.024-0.028	0.024-0.028	0.024-0.028
Point gap—inch	0.012-0.016	0.012-0.016	0.012-0.016
Ignition timing—Advance	Automatic	Automatic	Automatic
Degree BTDC—Retarded	25	45	45
Degree BTDC—Advanced	40	45	45
Valve clearance Cold—inch	0.002	0.002	0.002
Electrical system voltage	6	6	6
Battery terminal grounds	Negative	Negative	Negative
Tire size—Front	2.25 x 17	2.50 x 17	2.50 16
Rear	2.25 x 17	2.50 x 17	2.75 x 14
Tire pressure psi—Front	23	26	24
Rear	28	28.5	28
Rear chain free play—inch	1/4	1/4	1/4
Number of speeds	170	174	138

Illustrations courtesy of American Honda Corporation.

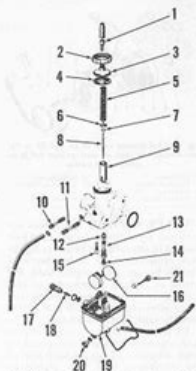


Fig. HN3-2-Exploded view of carburetor used on 70cc models.

- 1. Cable adjuster
- 2. Cap
- 3. Needle jet
- 4. Needle
- 5. Spring retainer
- 6. Spring retainer
- 7. Jet needle clip
- 8. Jet needle
- 9. Throttle slide
- 10. Idle mixture screw
- 11. Idle speed screw
- 12. Needle jet
- 13. Needle jet holder
- 14. Main jet
- 15. Main jet holder
- 16. Float
- 17. Inlet needle seat
- 18. Inlet needle
- 19. Float bowl
- 20. Throttle slide
- 21. Choke lever
- 22. Choke plate
- 23. Cover

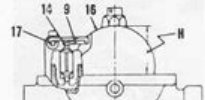


Fig. HN3-3-Float level (H) should be adjusted by bending tang (I).

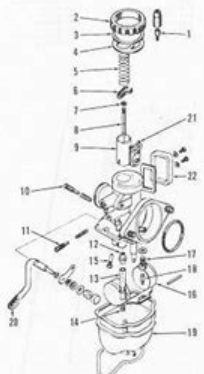


Fig. HN3-1-Exploded view of 5-45 carburetor assembly.

- 1. Cable adjuster
- 2. Cap
- 3. Needle jet
- 4. Needle
- 5. Spring retainer
- 6. Spring retainer
- 7. Jet needle clip
- 8. Jet needle
- 9. Throttle slide
- 10. Idle mixture screw
- 11. Idle speed screw
- 12. Needle jet
- 13. Needle jet holder
- 14. Main jet
- 15. Main jet holder
- 16. Float
- 17. Inlet needle seat
- 18. Inlet needle
- 19. Float bowl
- 20. Choke lever
- 21. Choke plate
- 22. Cover




Fig. HN3-6-Ignition timing marks on model SL70. TDC mark is indicated by "T" mark; static ignition timing by "F" mark and full advance timing is indicated by two marks. Marks on other models are similar.

MAINTENANCE

SPARK PLUG. Recommended spark plug for normal operation is NGK type C-9H for 65 cc models and type C-7HS for 70 cc models. Electrode gap should be adjusted to 0.6-0.7 MM (0.024-0.028 inch).

CARBURETOR. Refer to Fig. HN3-1 and HN3-2 for exploded views of typical carburetor assemblies. Initial setting of idle mixture needle (10) is 1 1/2 turns open from a lightly seated position. Idle speed may be adjusted by turning stop screw (11). Jet needle (8) should have clip set in middle groove for initial setting. Float height (H)—Fig. HN3-3 should be 19.5 MM (0.767 inch) for 65 cc models and 7 MM (0.275 inch) for 70 cc models. Measurement should be taken with float arm just touching inlet needle of float valve assembly. Adjust float height by bending tang (9) on float arm.

IGNITION AND ELECTRICAL. An energy transfer ignition system is used. The low tension ignition coil, breaker points, condenser and lighting coil are mounted under the flywheel as shown in Fig. HN-4. Ignition breaker point gap should be 0.3-0.4 MM (0.012-0.016 inch) and is adjusted through holes in flywheel after removing left side cover. Breaker points should just open as "F" mark on flywheel aligns with index pointer (M)—Fig. HN3-6) with engine not running. Two marks on flywheel should align with index pointer on crankcase at engine speeds above 3800-4200 RPM when checked with a power timing light.

Table of Contents

Service Manual Ebook Honda 400 By Mor1917	3
Honda Shop Manuals And Service Support Materials Honda	4
Honda Motorcycle Service Manual Manualslib	5
2004	6
Ec 4004 Paragon Manual	7
Honda Civic 2002	8
Honda Eu3000is Repair Manual	9
Owners Manual For Honda Honda Owners	10
2003 2004 2005 2006 2007 2008 Honda St1300a St1300ppa	11
Eof	12
.....	13

Service Manual Ebook Honda 4004 {Keep in mind that we obtain quite a few submissions and we simply cannot warranty a spot for your personal book. Do you need to guarantee that the book will be additional towards the database? You can purchase a Pro or even a VIPÂ prepare to ensure a location in your book. You are able to learn more here.

Why do we use it?

Service Manual Ebook Honda 4004 We use cookies to give you the best possible practical experience. By using our Web page you comply with our use of cookies.

Where does it come from?

Service Manual Ebook Honda 4004 ĐžĐ°Đ°Đ·Ñ·Đ²Đ°ĐµÑ,Ñ•Ñ•, Ñf Đ½Đ,Ñ... Đ¶Đ,Đ²ĐµÑ, Đ¿Ñ·Đ,Đ·Ñ·Đ°Đ° â€” Đ³⁄₄Ñ‡ĐµĐ½ÑŒÑ‡Đ,Ñ•Ñ,Ñ·Đ¹ Đ, Đ³⁄₄Đ¿Ñ·Ñ·Ñ,Đ½Ñ·Đ¹ ĐÑfÑ...? ĐœÑ·Ñ·Đ,Đ»Đ,Đ½Ñ·ĐµÑÑ^Đ°ĐµÑ, ÑfĐ·Đ½Đ°Ñ,ÑŒĐ±Đ³⁄₄Đ»ÑŒÑ^Đµ Đ³⁄₄Ñ·Đ²Đ³⁄₄ĐµĐ¼ Đ½Đ³⁄₄Đ²Đ³⁄₄Đ¼ Đ³⁄₄Đ¼Đµ.

Service Manual Ebook Honda 4004 Obooko presents several of the very best up to date e-books totally free on the web. A lot of printed authors on Obooko are with optimistic reputations and all e-books on the web site are cost-free to download as PDF Books, Epub, and kindle in whole length.

1. Service manual ebook honda 400 by mor1917

Title: **Service manual ebook honda 400**, Author: mor1917, Name: **Service manual ebook honda 400**, Length: 4 pages, Page: 3, Published: 2017-12-30 Issuu company logo Issuu

2. Service manual ebook honda 400 by mor1917

service manual ebook honda 400 ppt Get instant access for **service manual ebook honda 400 ppt**. Simply follow the link provided above and you can directly download **service manual ebook honda 400 ppt** ...

3. Honda Shop Manuals and Service Support Materials Honda

Download or purchase shop **manuals** and **service** support materials for **Honda** Power Equipment, including **Honda** Generators, Lawn mowers, Tillers,

Trimmers, Snow blowers, & Pumps.

4. HONDA MOTORCYCLE SERVICE MANUAL ManualsLib

View and Download **Honda** Motorcycle **service manual** online. **HONDA** motorcycles and motor scooters and ATVs Common **Service Manual**. Motorcycle motorcycle pdf **manual** download. Also for: Motor scooter, Atv.

5. 2004

2004-2009 **Honda** CRF250R **Service Manual** - Kindle edition by Cyclepedia Press LLC. Download it once and read it on your Kindle device, PC, phones or tablets. Use features like bookmarks, note taking and highlighting while reading 2004-2009 **Honda** CRF250R **Service Manual**.

6. 2004

2004-2012 **Honda** CRF250X **Service Manual** - Kindle edition by Cyclepedia Press LLC. Download it once and read it on your Kindle device, PC, phones or tablets. Use features like bookmarks, note taking and highlighting while reading 2004-2012 **Honda** CRF250X **Service Manual**.

7. Ec 4004 Paragon Manual

Ec **4004** Paragon **Manual** - thepopculturecompany.com Download File PDF Ec **4004** Paragon **Manual** Ec **4004** Paragon **Manual** Recognizing the artifice ways to acquire this **ebook** ec **4004** paragon **manual** is additionally useful. You have remained in right site to start getting this info. get the ec **4004** paragon **manual** belong to that we offer here and check

8. HONDA CIVIC 2002

View and Download **Honda** Civic 2002-2003 **service manual** online. Civic 2002-2003 automobile pdf **manual** download.

9. honda eu3000is repair manual

Read and Download **Ebook Honda** Eu3000is Repair **Manual** PDF at Public **Ebook** Library **HONDA EU3000IS REPAIR MANUAL PDF DOWNLOAD: HONDA EU3000IS REPAIR MANUAL PDF** Only for you today! Discover your favourite **Honda** Eu3000is Repair **Manual** book right here by downloading and getting the soft file of the book. This is not your time to traditionally go to ...

10. Owners Manual for Honda Honda Owners

To purchase printed **manuals**, you can order online or contact: Helm Incorporated (800) 782-4356. M-F 8AM - 6PM EST. Delivery time is approximately five weeks. To save paper and time, you can download the latest **manuals** now.

11. 2003 2004 2005 2006 2007 2008 Honda St1300a St1300ppa

2003 2004 2005 2006 2007 2008 **honda** st1300a st1300ppa **service shop manual** Nov 23, 2020 Posted By Stephen King Library TEXT ID c7324686 Online PDF **Ebook** Epub Library ...

12. EOF

13.

PDF Copyright ID : 8knom4eup25xihlda36q

References:

[Service Manual Ebook Honda 4004](#)

[Service Manual Ebook Honda 400 By Mor1917](#)

[Service Manual Ebook Honda 400 By Mor1917](#)

[Honda Shop Manuals And Service Support Materials Honda](#)

[HONDA MOTORCYCLE SERVICE MANUAL ManualsLib](#)

[2004](#)

[2004](#)

[Ec 4004 Paragon Manual](#)

[HONDA CIVIC 2002](#)

[Honda Eu3000is Repair Manual](#)

[Owners Manual For Honda Honda Owners](#)

[2003 2004 2005 2006 2007 2008 Honda St1300a St1300ppa](#)

[EOF](#)